

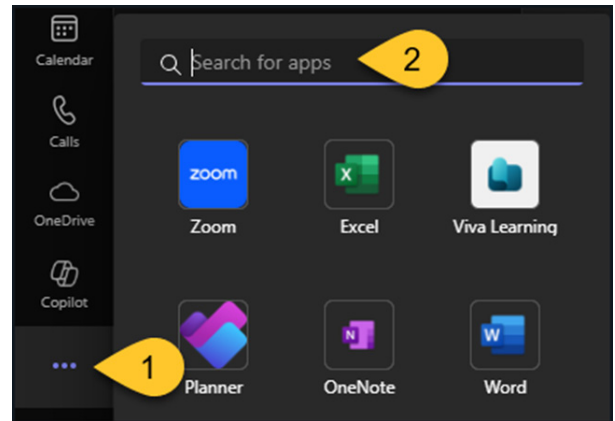
# How do I set up Zoom inside Microsoft Teams?

## STEP 1

Within Microsoft Teams, select the ellipsis (...) option.

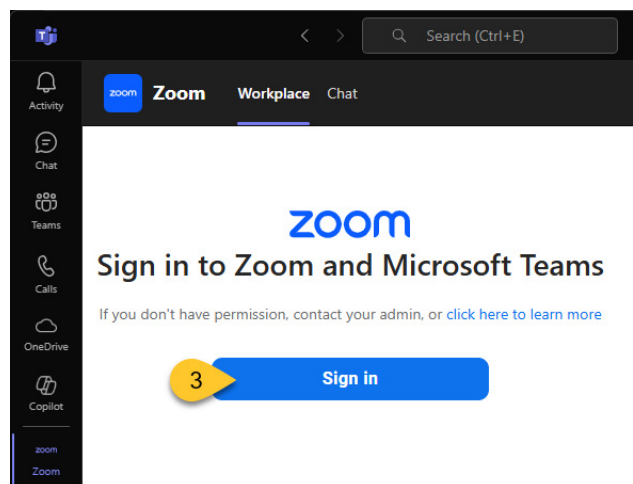
## STEP 2

If Zoom does not appear, search for *Zoom* in the search bar.



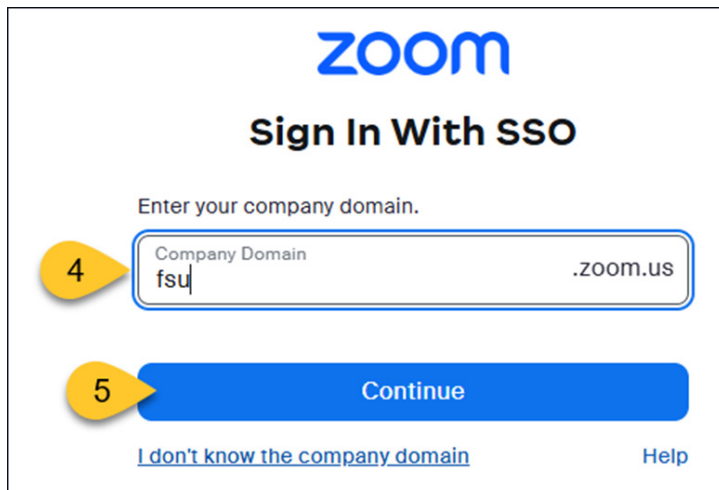
## STEP 3

Select the **Sign in** button to sign in to Zoom.



### STEP 4

Enter **fsu** in the *Company Domain* text box.

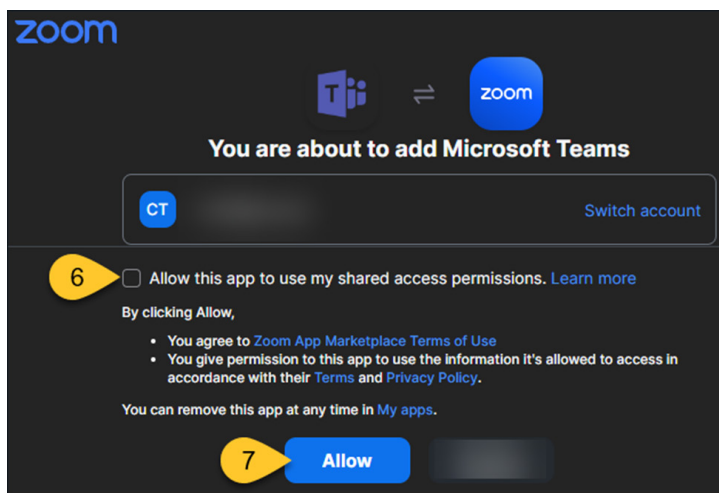


### STEP 5

Select the **Continue** button.

### STEP 6

Select the **Allow this app...** checkbox.



### STEP 7

Select the **Allow** button.

### STEP 8

Select the **Confirm** button to connect your FSU Microsoft account to Zoom.

zoom



Connecting your Zoom account to Microsoft Teams ( [redacted] ).

8

Confirm

