

INFORMATION TECHNOLOGY SERVICES



# DON'T GET PHISHED!, RECOGNIZE THE BAIT

Phil Kraemer

# OVERVIEW

What is Phishing?

Types of Phishing Attacks

Phishing Examples

Phishing Test

Protect Yourself from Phishing

Additional Resources





# WHAT IS PHISHING?

Definition of phishing

# WHAT IS PHISHING?

Phishing emails, websites and phone calls are designed to steal sensitive information. Cybercriminals can do this by installing malicious software on your computer, tricking you into giving them personal information or outright stealing personal information off your computer.





# TYPES OF PHISHING ATTACKS

Overview of various  
methods of phishing

# TYPES OF PHISHING ATTACKS

## Social Engineering

*/ˈsōSHəl ˌenjəˈni(ə)rɪŋG/*  
*n.* using deception to manipulate someone into giving up personal information that may be used for fraudulent purposes

- On your Facebook profile you can find:
  - Name
  - Date of birth
  - Location
  - Workplace
  - Hobbies
  - Relationship status
  - Email address
  - Favorite food ...
- Everything a cybercriminal needs to fool you into thinking that the message or email is legitimate and coming from someone you know.



# TYPES OF PHISHING ATTACKS

## Spear Phishing

/spir fiSHiNG/ *n.* sending fraudulent emails from a known or trusted sender in order to trick targeted individuals into giving up confidential information

- Attackers may gather personal information (social engineering) about their targets to increase their probability of success
- Fast fact
  - Accounts for 91% of phishing attacks
  - Most successful form of phishing on the internet today



# TYPES OF PHISHING ATTACKS

## Clone Phishing

/klōn fiSHiNG/ *n.*

replicating a legitimate, previously delivered email and replacing the attachment or link with a malicious version

- Tricky, tricky
  - Sent to the same recipient addresses as the original message
  - Sent from an email address spoofed to appear as though it's coming from the original sender





# TYPES OF PHISHING ATTACKS

## Voice Phishing

/vois fiSHiNG/ *n.* using social engineering over the phone to gain access to personal and financial information

- AKA: Vishing
- Typically used to steal credit card numbers or other information used in identity theft schemes
- Phrases to watch for
  - You've been specially selected for XYZ.
  - You'll get a free bonus if you buy our product.
  - You have to make up your mind right away.
  - We'll put the shipping charges on your credit card.
  - You trust me, right?



# TYPES OF PHISHING ATTACKS

## Link Manipulation

/liNGk məˌnipyəˈlāSHən/  
*n.* phishing strategy in which a spoofed email link appears to belong to a legitimate organization or person

- Watch for:
  - Misspelled URLs
  - Subdomains
- Tip
  - Hover over or long tap a link to display the true URL and see if it's linking to a reputable website
  - Email clients or web browsers show previews of links in the bottom left of the screen



# TYPES OF PHISHING ATTACKS

## Display Name Spoofing

This highly targeted spam attack passes through mail-filtering solutions, unlike other spam emails. It involves mail sent from a registered email address on a valid domain (EG: spamuser@gmail.com), but with the display name set to a key contact or partner of a user within the recipient organization.

- Watch for:
  - The email displays the name of a key contact or someone you deal with regularly BUT the email address is incorrect.
  - The problem is people rely on the display name rather than looking or checking what the actual email address is.
  - Additionally, Outlook and most other email platforms show the display name over the email address for user friendliness.
- Tip
  - Check not only the name of the sender but the email address
  - Implement verbal clarification to any email money requesting a transfer for large sums of money. If you receive an email requesting for a significant money transfer, call or text the person and confirm its legitimacy.



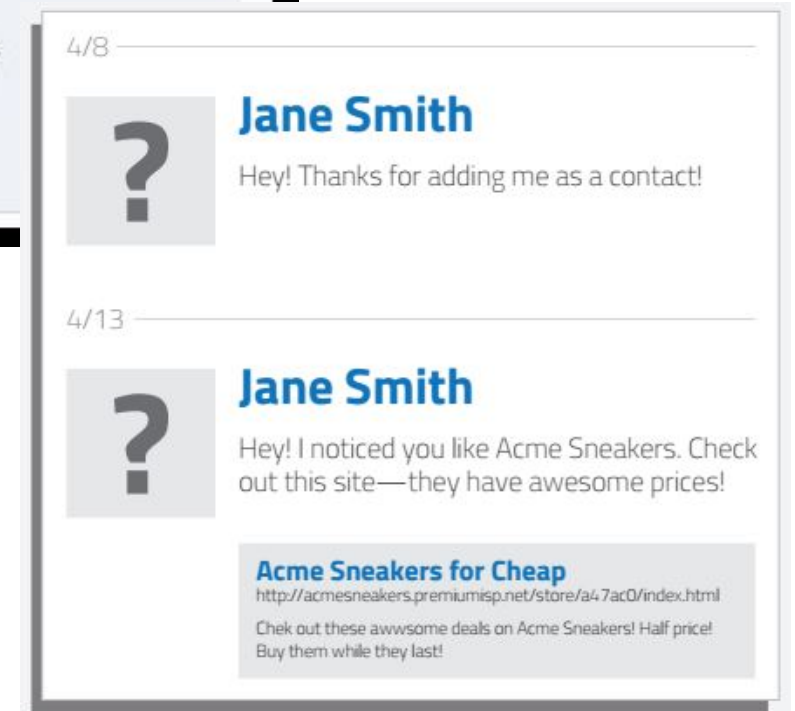


# PHISHING EXAMPLES

Examples of real  
phishing attacks

# PHISHING EXAMPLES – SOCIAL ENGINEERING

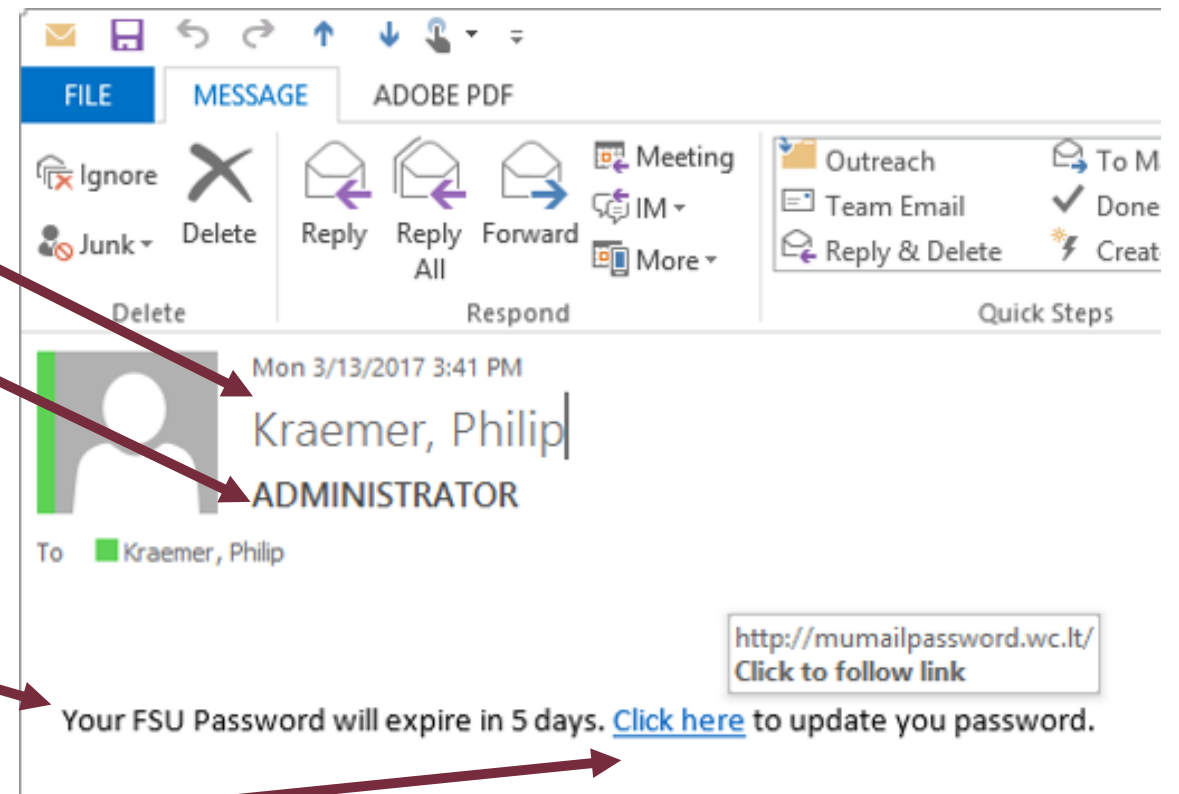
- Cybercriminals scan social media profiles for your interests, then send you a targeted message trying to get you to click a link
- Upon clicking the link, you would be prompted to sign in to a fake sign in page that would steal your username and password
- Then the cybercriminal takes over your profile and sends another phishing attack to your friends and contacts



# PHISHING EXAMPLES – SPEAR PHISHING

Watch out for these tricks

- Sent from someone you don't know or from whom you weren't expecting an email
- Subjects are in all caps or have lots of !!!!! to make you think the message is important and urgent
- When you hover over the link, you see it is taking you to an unknown site



# PHISHING EXAMPLES – CLONE PHISHING

These emails are harder to spot because they look like legitimate emails you would normally receive.

Watch out for these tricks

- Sent from a generic address
- Regarding a product you did not purchase
- When you hover over the link, you see it is taking you to an unknown or unexpected site

The screenshot shows an email interface with the following details:

- From:** member@ebay.com <sup>1</sup>
- Subject:** Message from eBay Member
- Date:** 26 February 2006 19:54:23 GMT
- To:** [Redacted]

The email body contains:

- A header: "Question from eBay Member -- Respond Now" with the eBay logo.
- Text: "eBay sent this message on behalf of an eBay member via My Messages. Responses sent using email will not reach the eBay member. Use the **Respond Now** button below to respond to this message."
- A section titled "Question from user" with the following text:
  - "We are contacting you about the following item: Toshiba rd-xs54 dvd Recorder w 250 gig hard drive (#5856334211) <sup>2</sup>"
  - "The seller, Ikaroll tells us you have mutually agreed not to complete the transaction (e.g. because you returned or are returning the item for a refund or because there was a misunderstanding) and has requested a credit for their eBay fees."
  - "Please respond by 15-Mar-2006 so eBay knows whether you have agreed."
  - "Best Regards."
  - "Thank you for using eBay <http://www.ebay.com/>"
- A yellow callout box <sup>3</sup> pointing to the "Respond Now" button, showing the URL: `http://202.5.90.139/IT/.cgi-bin/ws/ISAPIdIIUpdate/ISAPIdIISignInpUserId=co_partnerId=siteid=0p/item through ageType=-1pa1=UsingSSL=1bshowgif=favorit/gram. These enav=errmsg=8/`
- A "Marketplace Safety Tip" box on the right with text: "If this message is an offer to sell an item without winning it on the eBay Web site (including Second Chance Offers sent through My Messages) please do not respond to the sender. These external transactions are by eBay grammes. item through vices such as yGram. These unsafe when paying someone you do not know."
- A footer box: "Is this email inappropriate? Does it breach eBay policy? Help protect the community by reporting it."



# PHISHING EXAMPLES – CLONE PHISHING

Again, the email looks like an official company message.

Watch out for these tricks

- Do you recognize the sender?
- Did you purchase this product?
- Does the link or email point to a reputable site or person? (Example: If this was an official email from PayPal, it would end in “@paypal.com”)

**PayPal**

Dear Valued Customer

The payment have been made to your paypal account for an auction item: (ACER LAPTOP{Like New!} + FREE SOFTWARE!! +=) the money have been transferred to your paypal account by one of our client (alexjohnsoncole02@gmail.com) and it has also been Approved and confirmed here with us but we just need the shipment confirmation from you so that we may credit and release the money to your account immediately. Go ahead with the shipment of the item now to it's destination address and get back to us with the shipment tracking number of the item being sent to our client and we used this NEW POLICY of ours to protect both the BUYER and the SELLER from any internet fraud activities.

**SHIPPING ADDRESS**

NAME..... [REDACTED]  
house no..... 80  
street ..... [REDACTED]  
county ..... [REDACTED]  
state..... [REDACTED]  
post code ..... [REDACTED]  
country..... [REDACTED]

**\*\*PLEASE NOTE\*\***

Once shipment has been verified and the tracking number sent to us, You will receive a "CONFIRMATION Email" from PayPal® informing you that the Money has been credited.  
Note: Pay pal will be responsible for the item loss or damage once we receive the tracking number.

This PayPal® payment has been deducted from the buyer's account and has been "APPROVED" but will not be credited to your account until the shipment reference/tracking number is sent to us for shipment verification so as to secure both the buyer and the seller. Below are the necessary information requested before your account will be credited. Make sure you send the tracking number to us through this mail (paypalonlinefundteam@mail2world.com) and our customer service care will attend to you. As soon as you send us the shipment's tracking number to us for security purposes and the safety of the buyer and the seller, the money will be credited to your account.

Thank you for using PayPal!  
The PayPal® Team

**PayPal VERIFIED**

FLORIDA STATE UNIVERSITY  
1851





# PHISHING EXAMPLES – LINK MANIPULATION

## Warning signs

- Not an official Verizon email address
- “To” field missing
- Link is pointing to a strange and unfamiliar website

From: Verizon Wireless <noreply@tin.com> **1**  
Sent: Wednesday, December 10, 2014 12:44 PM **2**  
Subject: Account Locked

 The linked image cannot be displayed.  
The file may have been moved, renamed...

 The linked image cannot be displayed. The file may have been moved, renamed, or deleted. Verify that the link points to the correct file and location.

### Unusual Activity

Your account access has been locked for security. <http://awarenesstimes.com/sl/index.htm>  
Click to follow link

To unlock your account access, click [Sign in to My Verizon](#) and proceed with the verification process. **3**

Thank you for using My Verizon.

© 2014 Verizon Wireless  
Verizon Wireless | One Verizon Way | Mail Code: 180WVB | Basking Ridge, NJ 07920



# PHISHING EXAMPLES – DISPLAY NAME SPOOFING

## Warning signs

- Not an official FSU email address
- Urgent request is a common sign of phishing
- Two signature blocks may be a sign of display name spoofing (note the second block appears to have a correct FSU email address)

-----  
From: Dr. Hong Li <[huang.stat.sc@gmail.com](mailto:huang.stat.sc@gmail.com)>

Sent: Tuesday, July 16, 2019 11:24 AM

To: [REDACTED]

Subject:

Hello. Are you available?  
Please, I need your assistance urgently!

Dr. Hong Li  
Professor  
Department of Chemistry & Biochemistry  
95 Chieftan Way Rm. 118 DLC  
Florida State University

-----  
Thanks!

Hong Li, Ph.D.  
Department of Chemistry and Biochemistry  
Institute of Molecular Biophysics  
Florida State University

[hong.li@fsu.edu](mailto:hong.li@fsu.edu)  
(850) 644-6785





# PHISHING TEST

Can you spot the tell-tale signs of a phishing email?

# PHISHING TEST

- Can you spot the tell-tale signs of a phishing email?
- Email is not a valid fsu.edu address
- The “To” and “Cc” fields are missing
- Link is pointing to an odd, non-FSU site

From: [REDACTED]@Vanderbilt.Edu>  
Sent: Monday, December 8, 2014 6:35 AM  
To: [REDACTED]  
Subject: RE: ITS HELP-DESK

Dear user,

The <http://its---access---desk.jigsy.com/> you. Please log in to complete these evaluations.  
Click to follow link **CAUTION**

**NOTE: Your log in will time out after 60 minutes. Your responses will be lost if you do not click on the "secure" button before 60 minutes lapses. There is no prompt when your 60 minute session has expired. Please save extensive comments periodically and check your time.**

ITS help desk  
ADMIN TEAM

©Copyright 2014 Microsoft  
All Right Reserved.





# PROTECT YOURSELF FROM PHISHING

Tips to protect yourself  
from phishing attacks

# TIPS TO PROTECT YOURSELF FROM PHISHING

FSU will

**NEVER**

ask for your password over email



# TIPS TO PROTECT YOURSELF FROM PHISHING

- Be wary of emails asking for passwords
- Never send passwords, bank account numbers or other private information in an email
- Be cautious about opening attachments and downloading files from emails, regardless of who sent them
- If you are not expecting an attachment from someone, call and ask them if they sent the email
- Never enter private or personal information into a popup window
- Hover over or long tap links in emails to display the true URL and see if it is linking to a reputable website
- Look for https:// and a lock icon in the website address bar before entering any private information on a website
- Watch for spelling and grammar mistakes



# TIPS TO PROTECT YOURSELF FROM VISHING

- Don't buy from unfamiliar companies
- Check out companies with the Better Business Bureau, National Fraud Information Center or other watchdog groups
- Verify a salesperson's name, business identity, phone number, street address, mailing address and business license number before you transact business
- Don't pay for a "free prize." If a caller tells you the payment is for taxes, he is violating federal law.
- Never give out personal information such as credit card numbers and expiration dates, bank account numbers, dates of birth or SSNs to unfamiliar companies
- If you have been victimized once, be wary of calls offering to help you recover your losses for a fee paid in advance





# HAVE I BEEN PWNED?

- Has my email address been compromised?
- <https://haveibeenpwned.com>



# WHAT TO DO WHEN YOU'VE BEEN PHISHED

## Email

- DO NOT click any links or open any attachments in the email
- Forward the email to [abuse@fsu.edu](mailto:abuse@fsu.edu)
- Check the phish bowl at [security.fsu.edu/phish-bowl](https://security.fsu.edu/phish-bowl)

## Phone call

- Look up the phone number on Google or the following sites to see if the call is a scam
  - 800notes.com
  - callercenter.com
  - callercomplaints.com
- Report any caller who is rude, abusive or questionable
  - 877-FTC-HELP
  - [ftc.gov/complaint](https://ftc.gov/complaint)



# HOW IS FSU PROTECTING YOU?

- Multi-step verification
- Phish bowl
- [abuse@fsu.edu](mailto:abuse@fsu.edu)
- Twitter - @fsu\_cybersec
- Training and outreach – call us to come to your organization





## ADDITIONAL RESOURCES

More phishing online resources

# ADDITIONAL RESOURCES

- <http://security.fsu.edu>
- <http://www.antiphishing.org/>
- <http://www.fraudwatchinternational.com/phishing-alerts>
- <http://phishme.com/>
- <http://www.onguardonline.gov/phishing>
- <http://www.consumer.ftc.gov/articles/0076-phone-scams>
- <http://www.fbi.gov/scams-safety/fraud>



# Questions?



# CONTACT

Philip Kraemer

ISPO Security Training Coordinator  
Information Technology Services  
Florida State University

[pkraemer@fsu.edu](mailto:pkraemer@fsu.edu)

(850) 645-3600

